


JAIN BHARATI MRIGAVATI VIDYALAYA HOLIDAY HOMEWORK

CLASS - NURSERY

NAME - _____

SUMMER VACATION



Let's make this summer a season of learning, skill building, caring and sharing!

Dear Students,

Summer break is a time to relax, rejuvenate, and reflect—but it's also a wonderful opportunity to grow as responsible, mindful, and joyful individuals. This vacation, let's embrace the beauty of everyday life with simple acts that nurture our mind, body and soul.

Here are some **joyful tasks** for you to do during your holidays:

GO FOR A NATURE WALK	ORGANISE YOUR ROOM	VISIT YOUR GRANDPARENTS, RELATIVES AND NEIGHBOURS AND SHARE YOUR EXPERIENCE	READ FOR 15 MINUTES DAILY	LEARN A NEW SKILL
HELP YOUR FAMILY MEMBERS IN DAILY CHORES	HAVE A FAMILY GAME NIGHT	DO 1 PAGE OF HINDI & ENGLISH WRITING DAILY	EXERCISE EVERYDAY (YOGA, JEEVAN VIGYAN)	FEED THE BIRDS & ANIMALS
WATER THE PLANTS DAILY	LEARN TO TIE A SHOE LACE	MAKE SOMEONE LAUGH	MAKE A THANK YOU CARD AND SHOW GRATITUDE TO SOMEONE WHO HELPED YOU	FILL THE WATER BOTTLLES
LEARN NEW VOCABULARY WORDS	DO RANDOM ACTS OF KINDNESS	MAKE A HEALTHY SNACK	EAT SEASONAL FRUITS AND VEGETABLES	TELL A STORY USING HAND PUPPETS

On the last day of your splendid vacation, run down your memory lane and colour the squares after you complete the given tasks.

If you complete all the tasks, then it's a BINGO!



JAIN BHARATI MRIGAVATI VIDYALAYA

CLASS : NURSERY/ KG


I will learn following skills in the session 2025-26

S.NO.	SKILLS	√/X
1.	GREETING EVERYONE I MEET	
2.	BRUSHING TEETH AND BATHING	
3.	WAKE UP INDEPENDENTLY	
4.	PUTTING TOYS IN PLACE AFTER PLAYING	
5.	PUTTING DIRTY CLOTHES FOR WASHING	
6.	TAKING MY MEALS ON MY OWN	
7.	DRESSING AND UNDESSING	
8.	DUSTING EASY TO REACH PLACES	
9.	WATERING PLANTS	
10.	CARRYING MY BAG AND WATER BOTTLE	
11.	WASHING HANDS BEFORE MEALS AND AFTER USING WASHROOM	

Myself

ALL ABOUT ME

★ My name is _____ ★




I am

years old

My name
starts with



My favorite color is



I am a...



girl

boy



ACTIVITIES

ACTIVITY - 1

Give your handprint and make a five finger family.

**We are a family, big and strong,
we help each other
all day long!**



ACTIVITY - 2

Celebration Time

15 June – Father's Day

“Dads are most ordinary men turned by love into heroes, adventurers, story-tellers, and singers. He is the friend upon whom we can always rely. He may not always show his love openly, but he will do anything to fulfill our needs behind the scenes.”

“Express your love and gratitude for your dad by making a beautiful Tie.”



ACTIVITY




Children will jump over small hurdles made of paper rolls or cloth. (This activity will enhance gross motor & eye-foot coordination)

Jumping Small Hurdles



"Let's Practice TRACING"

Trace the patterns





TREASURE HUNT

Colour Code Challenge

i

t

l

j

t

j

i

i

t

l

i

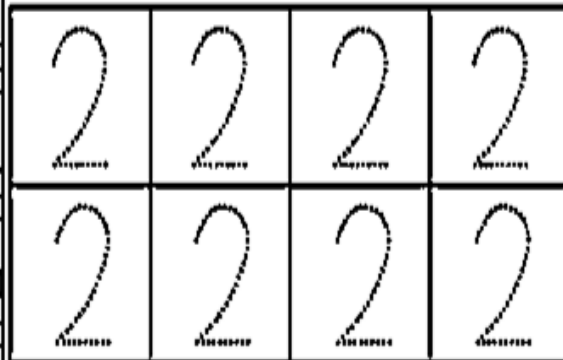

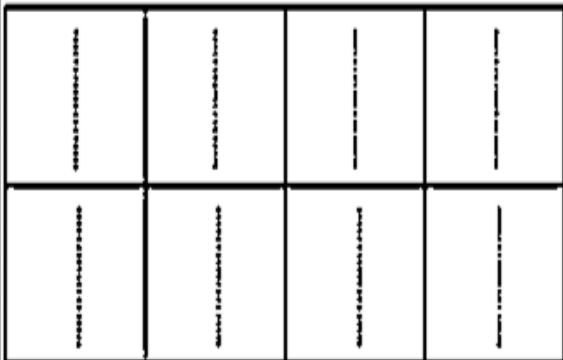
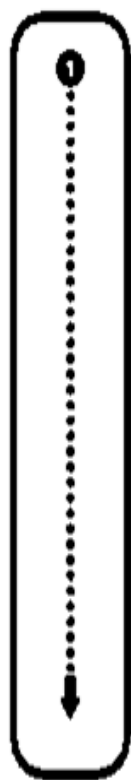
l

t

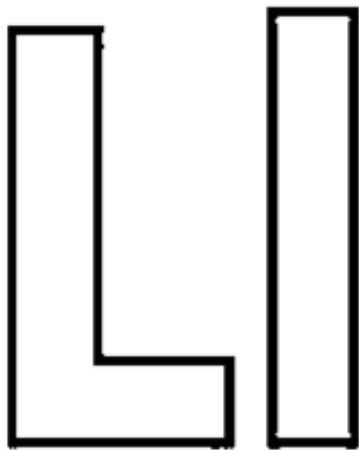
j








TRACE AND COLOUR



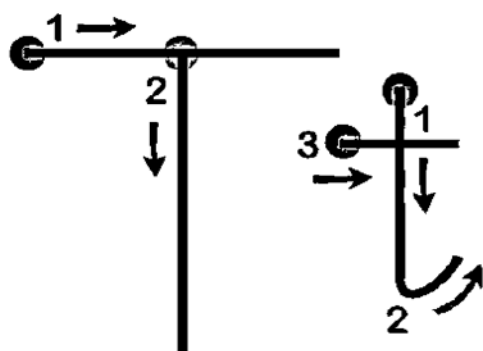
TRACE AND COLOUR



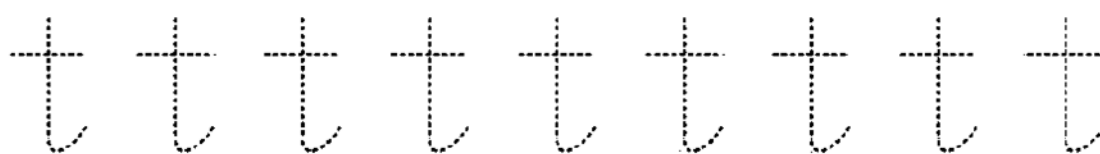
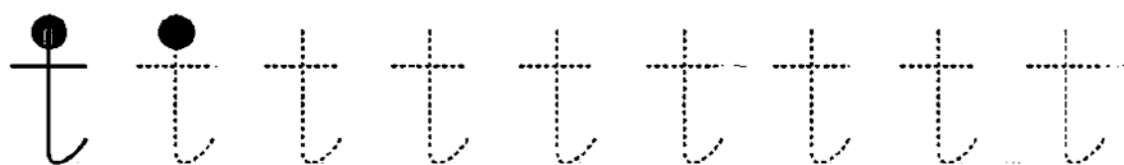



Trace the Letter L



TRACE AND COLOUR




Tt



Colouring Time


Jj




Let's be an Artist

Follow the steps and draw a Frog and a Watermelon on an A-4 size sheet.

STEP 1



STEP 2



STEP 3




STEP 4



STEP 5



STEP 6



Frog

STEP 1




STEP 2




STEP 3




STEP 4



STEP 5



STEP 6







Watermelon



“Let’s do something creative!”

MAKE STICK FIGURES USING BOTTLE CAP AND MATCHSTICKS

Paste the matchsticks on body and bottle cap on the face.



Rhyme Time

Learn and recite these rhymes.

I Love My School

*I Love my School
It is a big knowledge pool,
pool, pool, pool.
I Love my School.
Here I meet my friends, So Cool,
Cool, Cool, Cool
I Love my School.*



We see orange
We see brown
We see leaves
On the ground

We see yellow
We see red

We see leaves
above our head



तितली

सुबह सवेरे आती तितली,
फूल-फूल पर जाती तितली,
रंग बिरंगे पंख सजाए,
सबके मन को भाती तितली।



घड़ी





गोल-गोल सी एक घड़ी
जिसमें लगी है दो छड़ी।
इक छोटी तो इक बड़ी,
चलती सदा, रुके न कभी।





Conversation Time

Early English learning improves child's self-confidence and overcome their fear of speaking and writing in English. Regular practice of speaking and listening to simple sentences enhances verbal fluency and makes it easier to communicate in everyday life. With this aim, a list of following sentences has been prepared that children can use regularly for developing their communication skills:

- ✓ I am feeling hungry / sleepy.
 - ✓ I need a glass of water.
 - ✓ I like to play / dance.
 - ✓ Where is my friend / water bottle / lunchbox?
 - ✓ Please give me a pencil.
 - ✓ This is my water bottle / lunchbox / pencil.
 - ✓ Let's play with blocks / toys.
- 
- 
- 
- 



Enjoy
Summer
Holiday