


JAIN BHARATI MRIGAVATI VIDYALAYA HOLIDAY HOMEWORK

CLASS - I

NAME - _____

SUMMER VACATION



Let's make this summer a season of learning, skill building, caring and sharing!

Dear Students,


Summer break is a time to relax, rejuvenate, and reflect—but it's also a wonderful opportunity to grow as responsible, mindful, and joyful individuals. This vacation, let's embrace the beauty of everyday life with simple acts that nurture our mind, body and soul.

Here are some **joyful tasks** for you to do during your holidays:

GO FOR A NATURE WALK	ORGANISE YOUR ROOM	VISIT YOUR GRANDPARENTS, RELATIVES AND NEIGHBOURS AND SHARE YOUR EXPERIENCE	READ FOR 15 MINUTES DAILY	LEARN A NEW SKILL
HELP YOUR FAMILY MEMBERS IN DAILY CHORES	HAVE A FAMILY GAME NIGHT	DO 1 PAGE OF HINDI & ENGLISH WRITING DAILY	EXERCISE EVERYDAY (YOGA, JEEVAN VIGYAN)	FEED THE BIRDS & ANIMALS
WATER THE PLANTS DAILY	LEARN TO TIE A SHOE LACE	MAKE SOMEONE LAUGH	MAKE A THANK YOU CARD AND SHOW GRATITUDE TO SOMEONE WHO HELPED YOU	FILL THE WATER BOTTLLES
LEARN NEW VOCABULARY WORDS	DO RANDOM ACTS OF KINDNESS	MAKE A HEALTHY SNACK	EAT SEASONAL FRUITS AND VEGETABLES	TELL A STORY USING HAND PUPPETS

On the last day of your splendid vacation, run down your memory lane and colour the squares after you complete the given tasks.

If you complete all the tasks, then it's a BINGO!



FOR THE STUDENTS

Take the Printout of worksheets on A-4 size sheets. Keep it in a handmade folder and present it beautifully. Try to do all the assignments on your own.

Try to memorize your address and phone number of your parents and your birth date.

My Date of birth is - _____

My Address is : _____

My Mother's Phone Number is

--	--	--	--	--	--	--	--	--	--

My Father's Phone Number is:

--	--	--	--	--	--	--	--	--	--

➤ Special Note-

- Practise English and Hindi Handwriting. (do in 3 in 1 notebook)
- Write counting from 1 to 100 (do in 3 in 1 note book)
- Write any 20 number names of 2- digit numbers. (do in 3 in 1 notebook)
- Make a reading log of all the stories read by you.

S. No.	Name of the story	English/Hindi

PRACTISE DAILY!

Use these sentences in day-to-day life:

- May I come in?
- May I go to washroom?
- May I wash my hands?
- May I quench my thirst?
- May I have my lunch?
- Can I go out and play, please?
- Thank you for helping me.
- I am sorry for my mistake.
- Please wait for me, I am coming!
- Can you please help me?
- I am through with my work.



JAIN BHARATI MRIGAVATI VIDYALAYA


CLASS : I

I will learn following skills in the session 2025-26



S.NO.	SKILLS	√/X
1.	TAKING BATH BY MYSELF	
2.	CARRYING MY SCHOOL BAG ON MY OWN	
3.	MAKE MY OWN BED	
4.	FIXING TIME FOR PLAYING AND STUDYING	
5.	SANDWICH MAKING/ LEMONADE MAKING	
6.	KNOWING MY ADDRESS AND PHONE NUMBER	
7.	WATERING PLANTS	
8.	FOLDING SMALL CLOTHES	
9.	TIE SHOE LACE	
10.	USE WASHROOM ON MY OWN	
11.	WIPE UP OWN SPILLS	


ENGLISH



Q1. Complete the following by writing or drawing pictures.




Q2. Look at the picture and color the correct letters. Write the word in a given box.









Q3. Look at the pictures and make a compound word for each pair.


 pan	+	 cake	=	<input type="text"/>
---------	---	----------	---	----------------------

 hand	+	 bag	=	<input type="text"/>
----------	---	---------	---	----------------------

 lady	+	 bug	=	<input type="text"/>
----------	---	---------	---	----------------------


Q4. Look at the pictures given below. Fill in the right letters to complete the words.

1.



S H _ _ P

2.



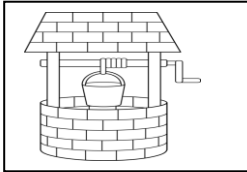
P _ _ R R _ _ T

3.



H _ _ U S _ _

4.




W _ _ L L

5.





D _ _ C T _ _ R

6.



M _ _ N K _ _ Y

Q5. Write the words in alphabetical order.



Q6. Complete the story by using the clues given in the box.

bicycle kite tree sunny dog ice cream friends

It's a very hot and _____ day. Sheena is riding her



new



_____ to the park. She meets her



_____. They play hide and seek. Sheena hides behind a _____.



They buy a chocolate _____ and have lots of fun. Sheena flies a



_____ and runs with her _____



Q7. Look at the picture. Find at least 5 naming words and make sentences using the words.



Q8. Color the following word grid.

- a) Color the space **RED**, if it names a **PERSON**
- b) Color the space **BLUE**, if it names a **THING**.
- c) Color the space **YELLOW**, if it names a **PLACE**.
- d) Color the space **GREEN**, if it names an **ANIMAL**.

**LET'S
COLOR!**

crow	pen	girl	chair	cup
bee	pond	horse	cake	boat
flower	farm	ball	mother	goat

Q9. Fill the information about one story book you read in holidays.

**Story
Elements!**

TITLE

NEW VOCABULARY

MORAL OF THE STORY:


CHARACTERS

SETTING

MATHEMATICS

Q1. The names of some students of a class are given below. Count the number of letters in each name and write them in words.

A	B	H	I	J	E	E	T
---	---	---	---	---	---	---	---



S	U	N	A	I	N	A
---	---	---	---	---	---	---



K	A	V	I	T	A
---	---	---	---	---	---



A	I	S	H	W	A	R	Y	A
---	---	---	---	---	---	---	---	---



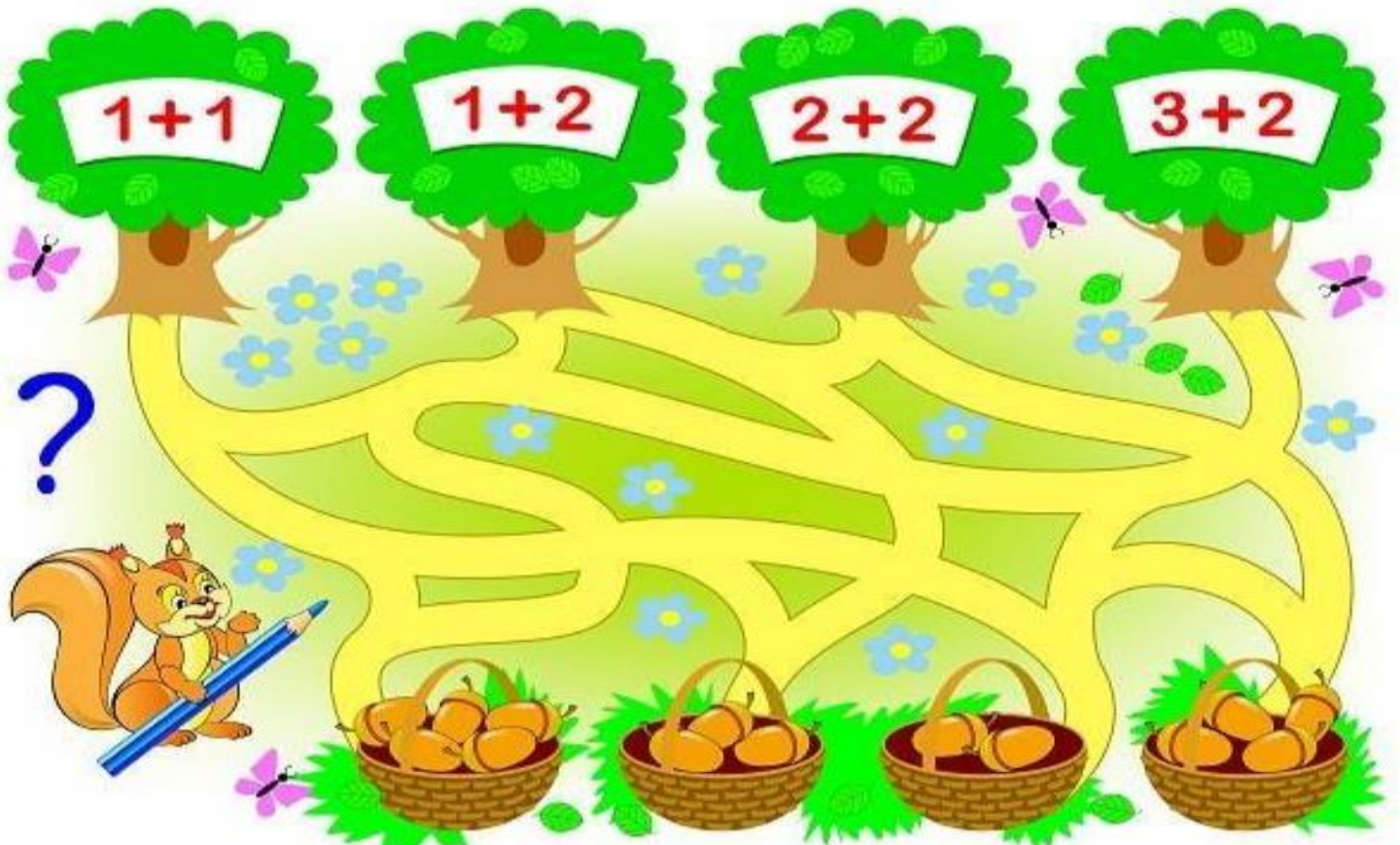
N	A	M	A	N
---	---	---	---	---



The longest name has _____ letters.

The shortest name has _____ letters.

Q2. Solve the puzzle.











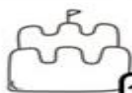















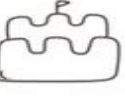




Q3. Write the age of your family members in the given circles and then put the correct sign $>$, $<$, $=$.

<div style="text-align: center;"><div style="border: 1px solid black; width: 100px; height: 100px; margin: 0 auto;"></div><div style="border: 1px solid black; padding: 5px; width: 100px; margin: 5px auto;">Me</div></div>	<div style="border: 1px solid green; width: 80px; height: 30px; margin: 0 auto;"></div>	<div style="text-align: center;"><div style="border: 1px solid black; width: 100px; height: 100px; margin: 0 auto;"></div><div style="border: 1px solid black; padding: 5px; width: 100px; margin: 5px auto;">Father</div></div>
<div style="text-align: center;"><div style="border: 1px solid black; width: 100px; height: 100px; margin: 0 auto;"></div><div style="border: 1px solid black; padding: 5px; width: 100px; margin: 5px auto;">Grand Father</div></div>	<div style="border: 1px solid green; width: 80px; height: 30px; margin: 0 auto;"></div>	<div style="text-align: center;"><div style="border: 1px solid black; width: 100px; height: 100px; margin: 0 auto;"></div><div style="border: 1px solid black; padding: 5px; width: 100px; margin: 5px auto;">Mother</div></div>
<div style="text-align: center;"><div style="border: 1px solid black; width: 100px; height: 100px; margin: 0 auto;"></div><div style="border: 1px solid black; padding: 5px; width: 100px; margin: 5px auto;">Uncle</div></div>	<div style="border: 1px solid green; width: 80px; height: 30px; margin: 0 auto;"></div>	<div style="text-align: center;"><div style="border: 1px solid black; width: 100px; height: 100px; margin: 0 auto;"></div><div style="border: 1px solid black; padding: 5px; width: 100px; margin: 5px auto;">Grand Mother</div></div>
<div style="text-align: center;"><div style="border: 1px solid black; width: 100px; height: 100px; margin: 0 auto;"></div><div style="border: 1px solid black; padding: 5px; width: 100px; margin: 5px auto;">Sister</div></div>	<div style="border: 1px solid green; width: 80px; height: 30px; margin: 0 auto;"></div>	<div style="text-align: center;"><div style="border: 1px solid black; width: 100px; height: 100px; margin: 0 auto;"></div><div style="border: 1px solid black; padding: 5px; width: 100px; margin: 5px auto;">Aunt</div></div>









Q4. Solve the following with the help of given codes.

Use the code:	 0	 1	 2	 3	 4
 5	 6	 7	 8	 9	 10

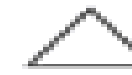

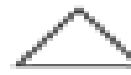

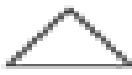
 +  ____ + ____ = ____	 +  ____ + ____ = ____	 +  ____ + ____ = ____
 +  ____ + ____ = ____	 +  ____ + ____ = ____	 +  ____ + ____ = ____
 +  ____ + ____ = ____	 +  ____ + ____ = ____	 +  ____ + ____ = ____

Q5. Fill in the missing number to complete the number bonds.




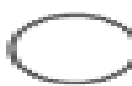

 <div style="display: flex; justify-content: space-around;"> <div style="text-align: center;"> 5 3 + </div> </div>	 <div style="display: flex; justify-content: space-around;"> <div style="text-align: center;"> 8 + 2 </div> </div>	 <div style="display: flex; justify-content: space-around;"> <div style="text-align: center;"> 3 1 + </div> </div>
 <div style="display: flex; justify-content: space-around;"> <div style="text-align: center;"> 2 + 2 </div> </div>	 <div style="display: flex; justify-content: space-around;"> <div style="text-align: center;"> 10 5 + </div> </div>	 <div style="display: flex; justify-content: space-around;"> <div style="text-align: center;"> 3 + 6 </div> </div>

Q6. Complete the following patterns.




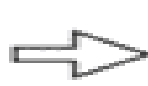

•








•




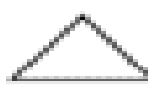


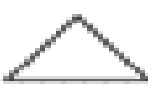
•








•



•



•




Q7. Fill in the squares so the sums are correct on the right side and at the bottom.





1	0	1
7	2	9
8	2	

		8
		3
2	9	





Q8. Color the following picture using the color codes.



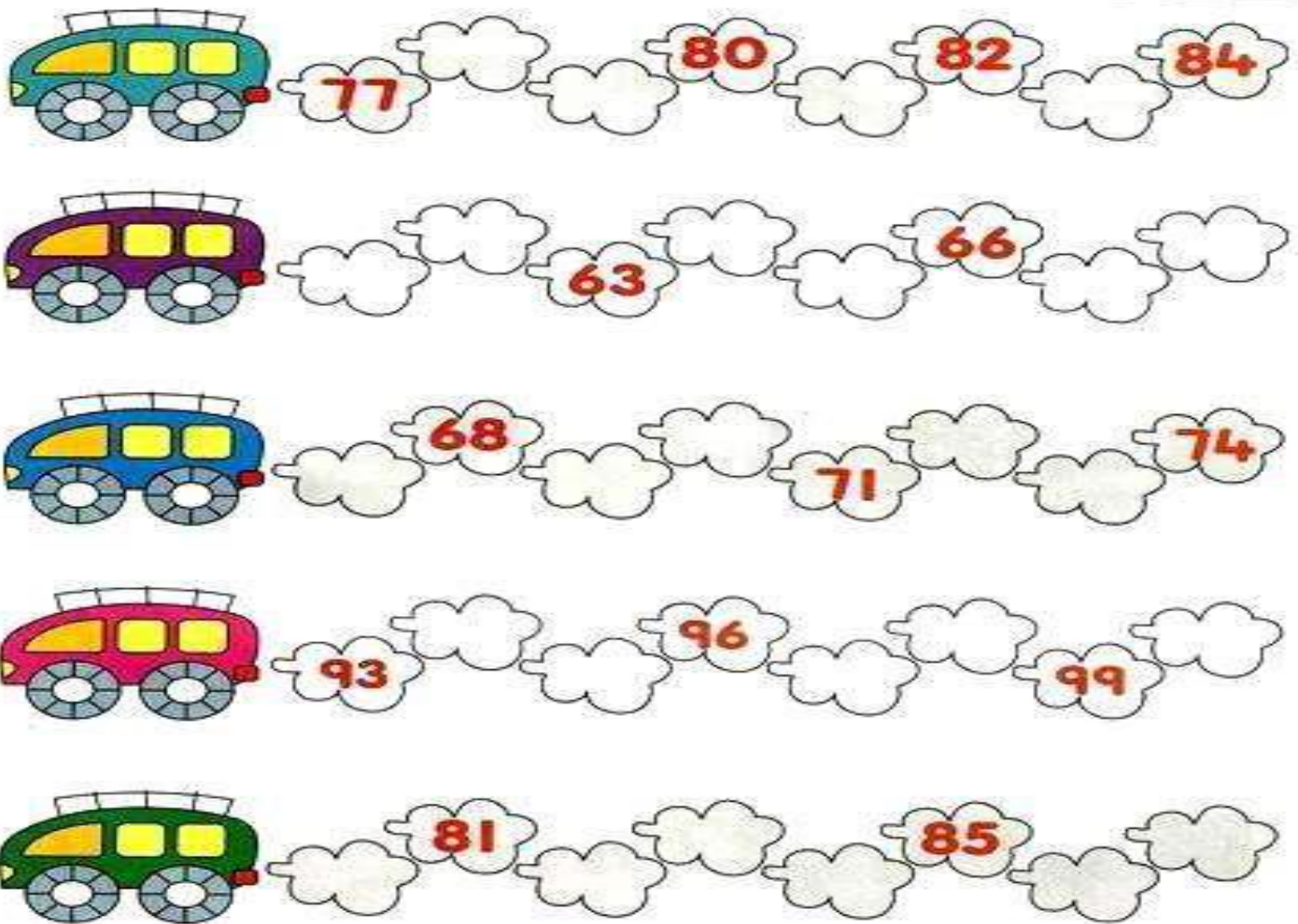
Count

	_____
	_____
	_____
	_____

Colour

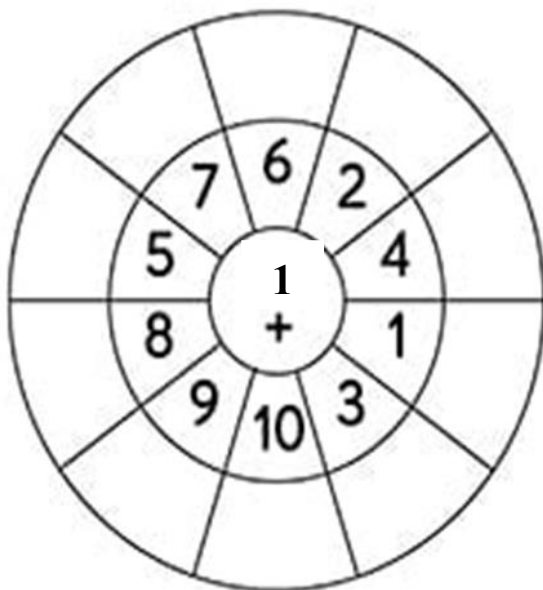
	Blue
	Pink
	Yellow
	Orange

Q9. Fill the missing numbers.

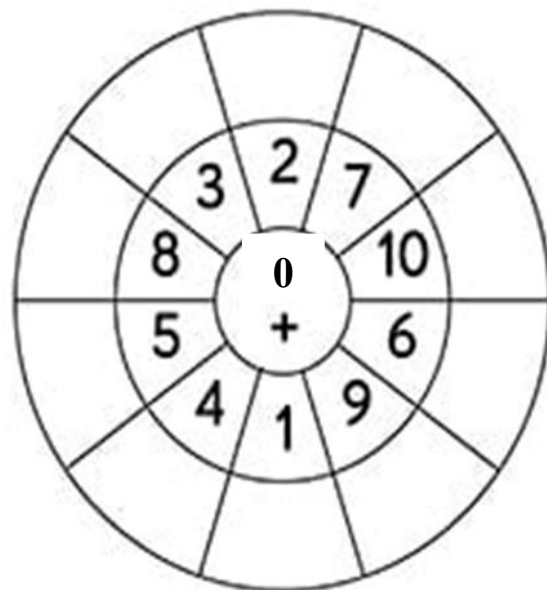


Q10. Complete the addition circles.

1.




2.


















ENVIRONMENTAL EDUCATION

Q1. Spot the differences in the given pictures.



Q2. Look at the picture on the left. Circle the sense organ that best matches the picture.

Q3. Find the parts of the body from the given word grid.



HAND



MOUTH




EYES



ARM



HEAD



LEG



EAR



FOOT



BODY

O	V	X	E	Y	E	S	R	Z	V
J	U	X	T	W	K	V	H	G	W
L	E	W	F	O	O	T	D	N	M
S	Z	E	Y	E	H	F	B	O	X
H	H	E	H	A	N	D	J	S	L
U	H	P	P	R	V	Y	Y	E	M
M	E	D	C	C	T	X	J	C	B
I	A	R	M	G	B	J	I	G	O
T	D	M	M	O	U	T	H	I	D
J	E	G	O	L	E	G	E	D	Y



NOSE


Q4. Engage in a tasting activity with the following food items. Tick (✓) the appropriate box to describe their taste.

Food	Sweet	Salty	Sour	Bitter
Neem Leaves				
Lemonade				
Jaggery				
Pulao				

Q5. “Let’s Be Nature Detectives!” Look around your garden, park or just outside your home. Find and observe any two different things and draw them in the boxes given below. Also answer the questions.

Does it grow? _____	Does it grow? _____
Does it need food and water? _____	Does it need food and water? _____
Does it breathe? _____	Does it breathe? _____
Is it Living? _____	Is it Non-Living? _____

Q6. Solve the following crossword puzzle.



Across

3. gr _ _ _ _



5. st _ _ w _ e _ _ y



6. l _ _ _ _



7. m _ _ g _



8. p _ n _ ap _ _ _



9. b _ n _ n _



Down

1. w _ t _ r m _ l _ n



2. p _ _ r



4. or _ _ _ _



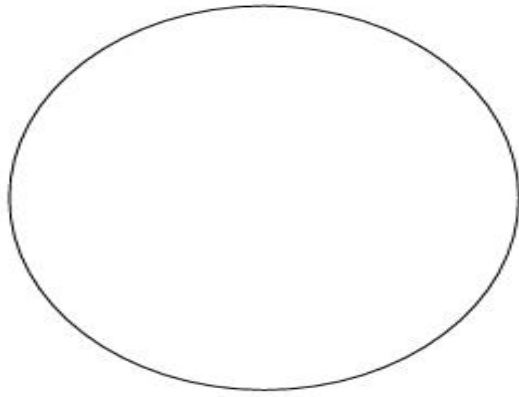
8. p _ _ _ _



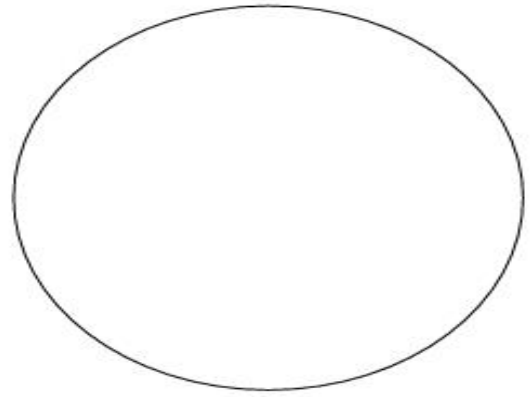
Fruits are Juicy

Fruits are Delicious

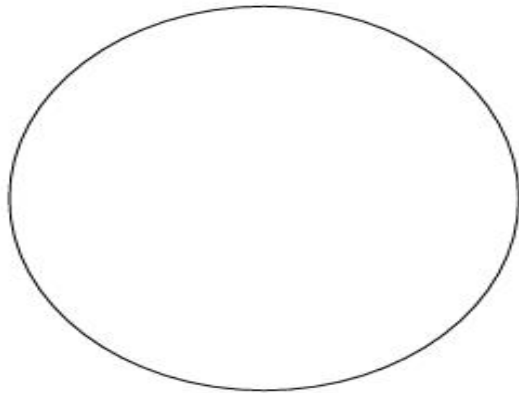
Q7. Make the different faces and then colour.



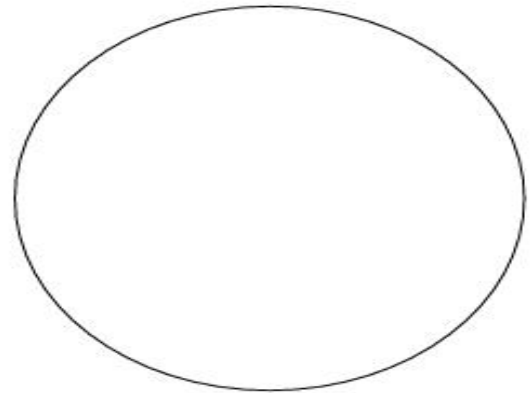
Happy



Sad



Angry



Scared

a. When do you feel happy?

_____.

b. When do you feel sad?

_____:-

c. When do you feel angry?

_____.


d. When do you feel scared?

_____.

Q8. Make a paper trophy and gift it to your dad on this special day (15th June 2025) and make this day memorable.



★ ABOUT MY FATHER ★




Name: _____

Age: _____

Eyes Color: _____

Work: _____



3 things I ♥ about my dad:

Things I ♥ doing with my dad:

मेरा विद्यालय



- अपने विद्यालय का नाम दी गई पंक्तियों में सुंदर-सुंदर लिखिए ।

जैन भारती मृगावती विद्यालय

- नमो अरिहंताणं
नमो सिद्धाणं
नमो आयरियाणं
नमो उवज्झायाणं
नमो लोए सव्व साहूणं
एसो पंच णमोक्कारो
सव्व पावप्पणासणो ।
मंगलाणं च सव्वेसिं
पढमं हवइ मंगलं ॥



आओ जानें अपने बारे में



मेरे नाम का पहला
अक्षर

मेरे नाम में

वर्ण हैं।

में कक्षा



में पढ़ता / पढ़ती हूँ।

में

साल का / की हूँ।



मेरे

बहन व भाई हैं।





मेरे घर में

सदस्य हैं।



० चित्र पहचानकर 'बिना मात्रा वाले शब्द' और 'आ' की मात्रा वाले शब्दों को अलग-अलग करके लिखिए-



बिना मात्रा वाले शब्द

'आ' की मात्रा वाले शब्द

० दिए गये शब्दों से वाक्य बनाइए-

❖ आम - _____

❖ दिन - _____

❖ खीर - _____


❖ टमाटर - _____

❖ चिड़िया - _____

❖ किताब - _____

नए शब्दों का खेल

नीचे दिए गए वर्णों से नए शब्द बनाइए-



.....

.....

.....

.....

.....

.....

.....

.....

.....

.....

दिए गए शब्दों से नए शब्द बनाइए -

1. हाथ रजनी

4. कान नमक


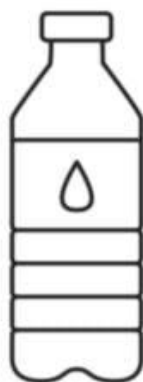
2. कलम मटर

5. आम गमला

3. चीता लकीर

6. घड़ी रथ

पाठशाला जाने के लिए अपना बस्ता खुद तैयार करें और देखिए, कौन-सी चीज़ें हम बस्ते में रखते हैं? उन चीज़ों में रंग भरिए-



शब्दों की रेलगाड़ी

नीचे दिए गए उदाहरण के अनुसार शब्दों को पढ़कर अंतिम वर्ण से नया शब्द बनाइए -

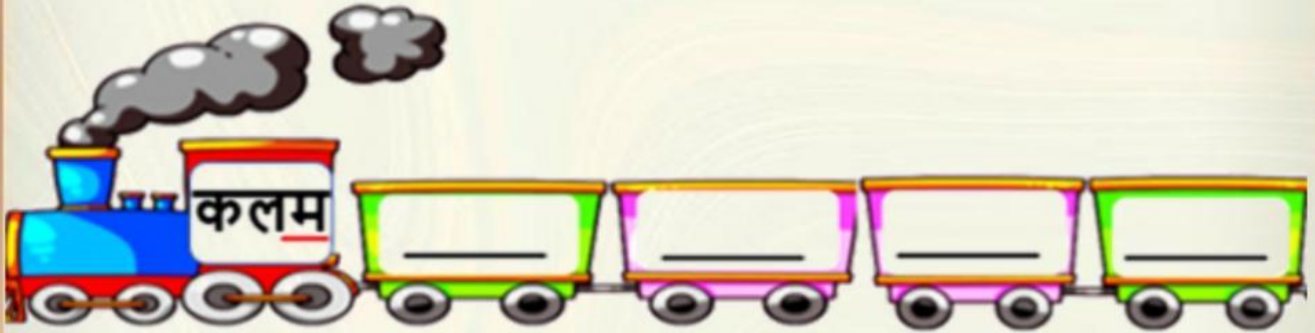
उदाहरण:

नल

लहर

रथ

थरमस



खोजबीन

अखबार व पत्रिका से बिना अ, आ, इ व ई की मात्रा के शब्दों को खोज
कर उन्हें नीचे दिए गए स्थान में चिपकाइए-

