


JAIN BHARATI MRIGAVATI VIDYALAYA HOLIDAY HOMEWORK

CLASS - II

NAME - _____

SUMMER VACATION



Let's make this summer a season of learning, skill building, caring and sharing!

Dear Students,


Summer break is a time to relax, rejuvenate, and reflect—but it's also a wonderful opportunity to grow as responsible, mindful, and joyful individuals. This vacation, let's embrace the beauty of everyday life with simple acts that nurture our mind, body and soul.

Here are some **joyful tasks** for you to do during your holidays:

GO FOR A NATURE WALK	ORGANISE YOUR ROOM	VISIT YOUR GRANDPARENTS, RELATIVES AND NEIGHBOURS AND SHARE YOUR EXPERIENCE	READ FOR 15 MINUTES DAILY	LEARN A NEW SKILL
HELP YOUR FAMILY MEMBERS IN DAILY CHORES	HAVE A FAMILY GAME NIGHT	DO 1 PAGE OF HINDI & ENGLISH WRITING DAILY	EXERCISE EVERYDAY (YOGA, JEEVAN VIGYAN)	FEED THE BIRDS & ANIMALS
WATER THE PLANTS DAILY	LEARN TO TIE A SHOE LACE	MAKE SOMEONE LAUGH	MAKE A THANK YOU CARD AND SHOW GRATITUDE TO SOMEONE WHO HELPED YOU	FILL THE WATER BOTTLLES
LEARN NEW VOCABULARY WORDS	DO RANDOM ACTS OF KINDNESS	MAKE A HEALTHY SNACK	EAT SEASONAL FRUITS AND VEGETABLES	TELL A STORY USING HAND PUPPETS

On the last day of your splendid vacation, run down your memory lane and colour the squares after you complete the given tasks.

If you complete all the tasks, then it's a BINGO!



FOR THE STUDENTS

Take the Printout of worksheets on A-4 size sheets. Keep it in a handmade folder and present it beautifully. Try to do all the assignments on your own.

Try to memorize your address and phone number of your parents and your birth date.

My Date of birth is - _____

My Address is : _____

My Mother's Phone Number is

--	--	--	--	--	--	--	--	--	--

My Father's Phone Number is:

--	--	--	--	--	--	--	--	--	--

➤ Special Note-

- Practise English and Hindi Handwriting. (do in 3 in 1 notebook)
- Write counting from 1 to 500 (do in 3 in 1 note book)
- Write any 20 number names of 3- digit numbers. (do in 3 in 1 notebook)
- Make a reading log of all the stories read by you.

S. No.	Name of story	English/Hindi

PRACTISE DAILY!

Use these sentences in day-to-day life:

- May I come in?
- May I go to washroom?
- May I wash my hands?
- May I quench my thirst?
- May I have my lunch?
- Can I go out and play, please?
- Thank you for helping me.
- I am sorry for my mistake.
- Please wait for me, I am coming!
- Can you please help me?
- I am through with my work.



JAIN BHARATI MRIGAVATI VIDYALAYA


CLASS : II

I will learn following skills in the session 2025-26


S.NO.	SKILLS	√/X
1.	BRINGING WATER FOR GUESTS	
2.	PACKING MY BAG	
3.	WATERING PLANTS	
4.	MAKE MY BED	
5.	ARRANGING MY BOOKS	
6.	TAKING SMALL DECISIONS FOR MYSELF	
7.	COVER MY BOOK/NOTEBOOK	
8.	POLISH MY SHOES	
9.	BUTTONING MY SHIRT	
10.	FOLDING CLOTHES	
11.	WIPE UP OWN SPILLS	

Q1. Fill in the puzzle pieces to tell us all about yourself.

THE MANY PIECES OF ME.....









Q2. How did you spend your summer vacation? Draw or paste pictures to show your special memories.



Q3. Colour the given picture beautifully and write 7-8 sentences to describe what you see.



Q4. Roll the dice and write.

	5 nouns you find in your kitchen
	5 nouns that you can eat
	5 proper nouns around you
	5 nouns that you find in zoo
	5 nouns you find in the park
	5 nouns that are yellow in colour

Q5. Rearrange the letters and form a new word.

<div>L A K E</div> <div>L _ _ K</div>	<div>F A D E</div> <div>_ E _ F</div>	<div>B A K E</div> <div>B _ _ K</div>
<div>D E A R</div> <div>R _ A _</div>	<div>T O N E</div> <div>_ O _ E</div>	<div>G R I N</div> <div>_ I _ G</div>

Q6. Decorate your genie lamp and make 3 wishes for this school year.



Q7. Make ten words using the letters given in the grid.


E	B	S	L
T	H	A	W
G	Y	N	I
P	K	R	F

Q8. Read each word and mark which one of the options is their ***synonym***.

<input type="radio"/> a. Difficult	<input type="radio"/> Easy	<input type="radio"/> Challenging	<input type="radio"/> Quiet
<input type="radio"/> b. Dangerous	<input type="radio"/> Risky	<input type="radio"/> Easy	<input type="radio"/> Scary
<input type="radio"/> c. Quiet	<input type="radio"/> Loud	<input type="radio"/> Silent	<input type="radio"/> Low
<input type="radio"/> d. Scared	<input type="radio"/> Bold	<input type="radio"/> Afraid	<input type="radio"/> Brave
<input type="radio"/> e. End	<input type="radio"/> Start	<input type="radio"/> Finish	<input type="radio"/> Begin

Q9. Read the passage and answer the following questions.

Arya had a small silver robot named Zippy. Zippy had round eyes and little wheels instead of feet. Every morning, Zippy helped Arya clean her room, water the plants and pack her school bag. Zippy also loved telling bedtime stories. One day, Arya came home from school looking sad. "I can't find my pencil box," she said. "I need it for homework." Zippy quickly turned on his search mode. He looked under the bed, behind the books, and inside the toy cupboard. Finally, he beeped happily and pointed to the sofa. "Found it!" he said. The pencil box was hiding under the cushions. Arya smiled and gave Zippy a big hug.



a) What was the name of Arya's robot?

b) List two things Zippy did to help Arya every day.

c) Where did Zippy find the missing pencil box?

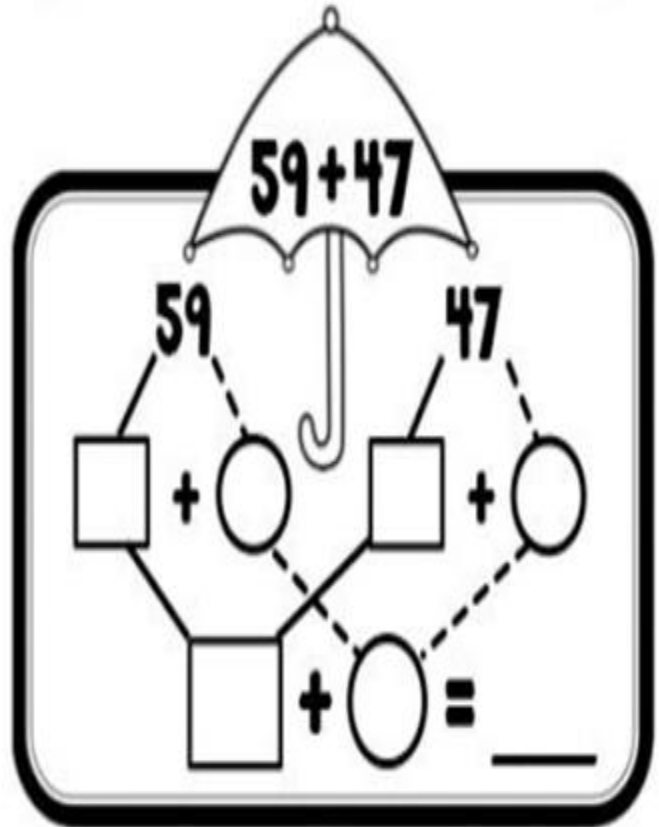
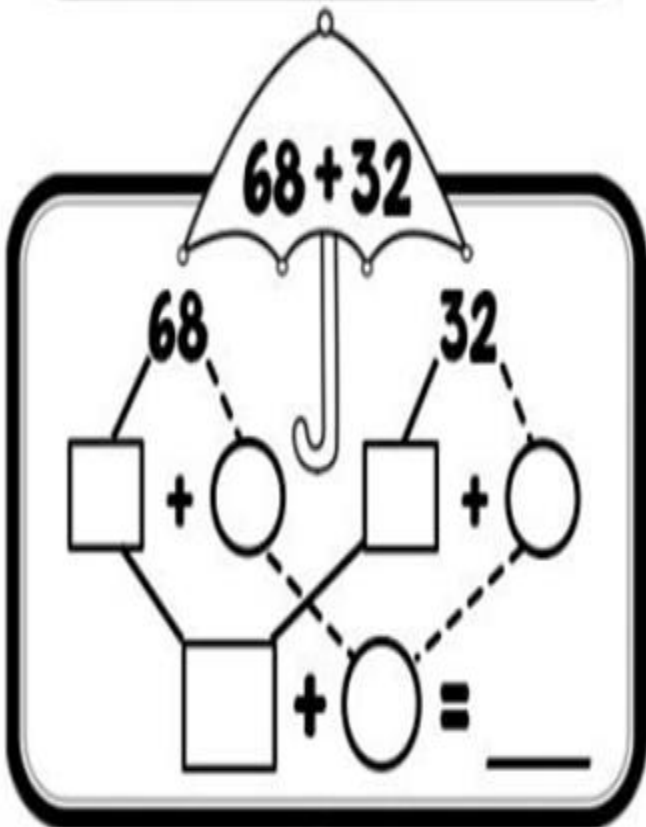
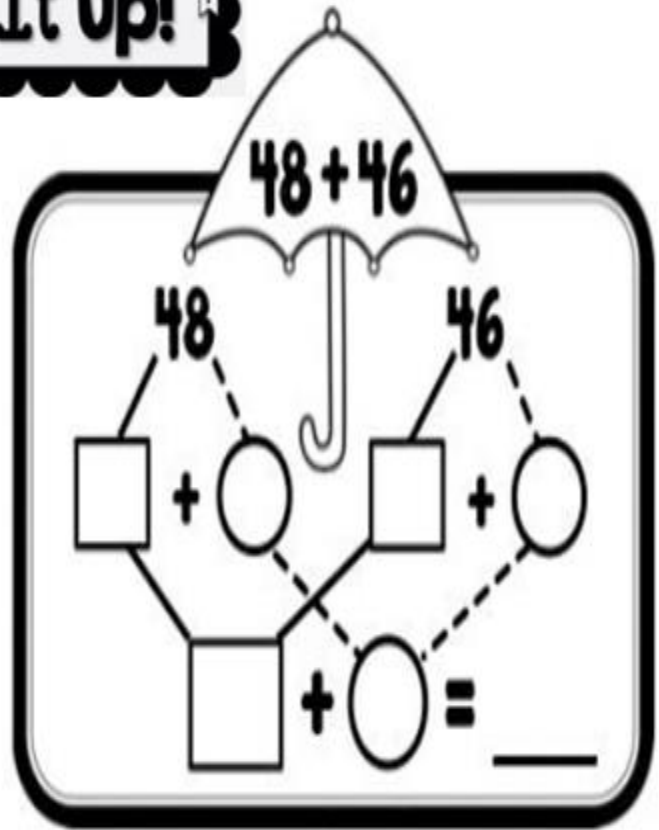
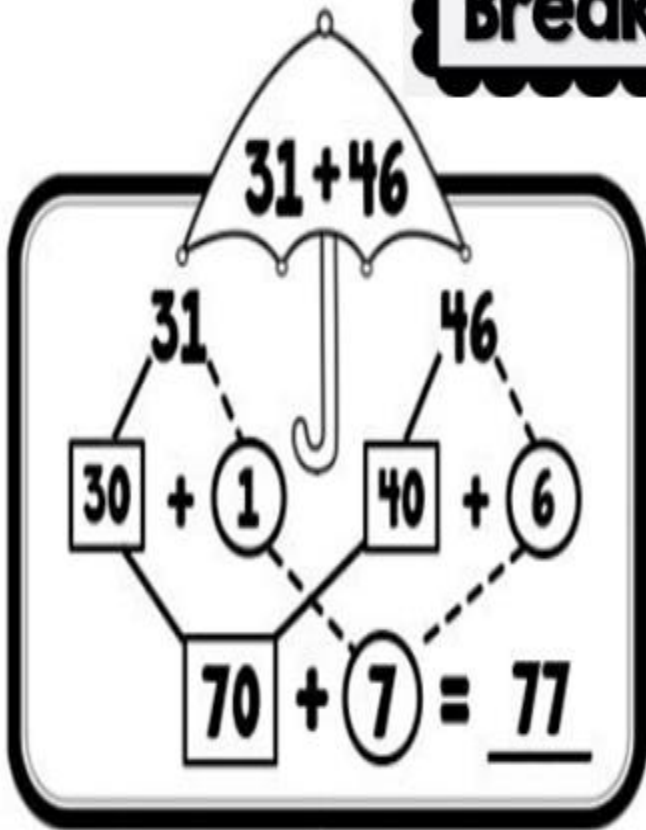
d) How did Arya thank Zippy?

e) Circle all the nouns with red colour in the passage.

MATHEMATICS

Q1. Solve each equation by breaking apart both numbers.
The first one is an example.

Break It Up!



Q2. Fill in the blanks to make the statement true.

$\underline{\hspace{2cm}} < 387$	$299 < \underline{\hspace{2cm}}$
$845 < \underline{\hspace{2cm}}$	$\underline{\hspace{2cm}} < 733$
$\underline{\hspace{2cm}} > 432$	$549 < \underline{\hspace{2cm}}$
$312 < \underline{\hspace{2cm}}$	$\underline{\hspace{2cm}} < 602$

Q3. Find the numbers.



	10 More	10 Less	1 More	1 Less
38				
62				
50				
18				
44				
79				

Q4. Make a list of 3-digit Indian helpline numbers used in our country.



	Helpline Number	Number Name	Expanded Form	What comes after?	What comes before?
fire					
ambulance					
police					

Q5. Show the given number on abacus beads by using any decorative beads or bindi.

--	--	--

Q6. Colour the picture according to the instructions given.

numbers with 4 tens = red

numbers with 6 hundreds = green

numbers with 2 ones = blue

numbers with 8 tens = yellow

numbers with 5 ones = orange

numbers with 8 hundreds = pink



Q7. Brain Teaser

390	110	541	888	545	632	500	899
809	981	436	234	429	677	549	123

Find the numbers from the grid given above:-

- (i) A number in which all the digits are same. _____
- (ii) A number that has 6 in the hundred's place. _____
- (iii) A number in which the digit in hundreds and ones is same. _____
- (iv) A number that comes between 109 and 111. _____
- (v) A number with no tens. _____
- (vi) A number between 900- 999. _____

Q8. Solve the number puzzles.

7	+	5	=	
+		+		+
1	+	4	=	
=		=		=
	+		=	17

8	+	4	=	
+		+		+
3	+	8	=	
=		=		=
	+		=	

5	+	6	=	
+		+		+
6	+	5	=	
=		=		=
	+		=	22

7	+		=	11
+		+		+
1	+		=	10
=		=		=
	+		=	

ENVIRONMENTAL EDUCATION

Q1. Identify and circle the body parts.



Q2. Match the following.

BODY ORGANS

Helps us breathe by taking oxygen in.

helps to taste different food items

helps us to move, hold things and bend



























Pumps blood around the body to keep us alive.

Digests food.










It is located in the head and helps to think .










Q3. Use the keys to break the code solve the riddles.

A	B	C	D	E	F	G	H	I	J	K	L	M
												
N	O	P	Q	R	S	T	U	V	W	X	Y	Z
												












What month of the year has 28 days?









Remove my skin and I won't cry, but you might! What am I ?
















What kind of band never plays music?

It belongs to you, but your friends use it more. What is it?

What question can you never answer yes to?

Q4. Read the descriptions and guess the food.

<p>It's sweet and you eat it on your birthday.</p> <p>What is it?</p> <p>_____</p>	<p>It's a juicy green fruit with tiny black seeds and a fuzzy brown skin.</p> <p>What is it?</p> <p>_____</p>	<p>They're small, round, and green. You often eat them with other vegetables.</p> <p>What is it?</p> <p>_____</p>	<p>It's a liquid that's white and comes from cows.</p> <p>What is it?</p> <p>_____</p>
<p>It's a juicy green or purple fruit that comes in bunches.</p> <p>What is it?</p> <p>_____</p>	<p>It is long and orange, grows underground. It is healthy and sound!</p> <p>What is it?</p> <p>_____</p>	<p>It grows on a tree, yellow and sour. You use it in juice or for a tangy power!</p> <p>What is it?</p> <p>_____</p>	<p>It's round, made with dough, and topped with cheese.</p> <p>What is it?</p> <p>_____</p>

Q5. Sort out the following actions. Which ones are good and which ones are bad for the environment?



5 JUNE Environment day

reuse bags cut down trees waste water pollute the air recycle
plant trees turn off the lights use lots of plastic bags drop litter
leave the lights on walk or ride a bike protect animals

Good for the environment 	Bad for the environment 
.....
.....
.....
.....
.....
.....



ENVIRONMENT DAY

My Green Friend – Reuse & Create!

🌍 Let's be little Earth heroes and show how we can reuse and protect nature!

👉 Look around your home for waste or unused materials like:



Old newspapers

Cardboard or boxes

Plastic bottles or containers

Used buttons, bottle caps, straws



Use your imagination to create something fun and useful — like a pen holder, bird feeder, toy, organizer, or plant pot!

👉 Decorate your craft using eco-friendly items like: Dried leaves, seeds, twigs, paper scraps or fabric bits

📦 Bring your craft and written explanation to school after the break.

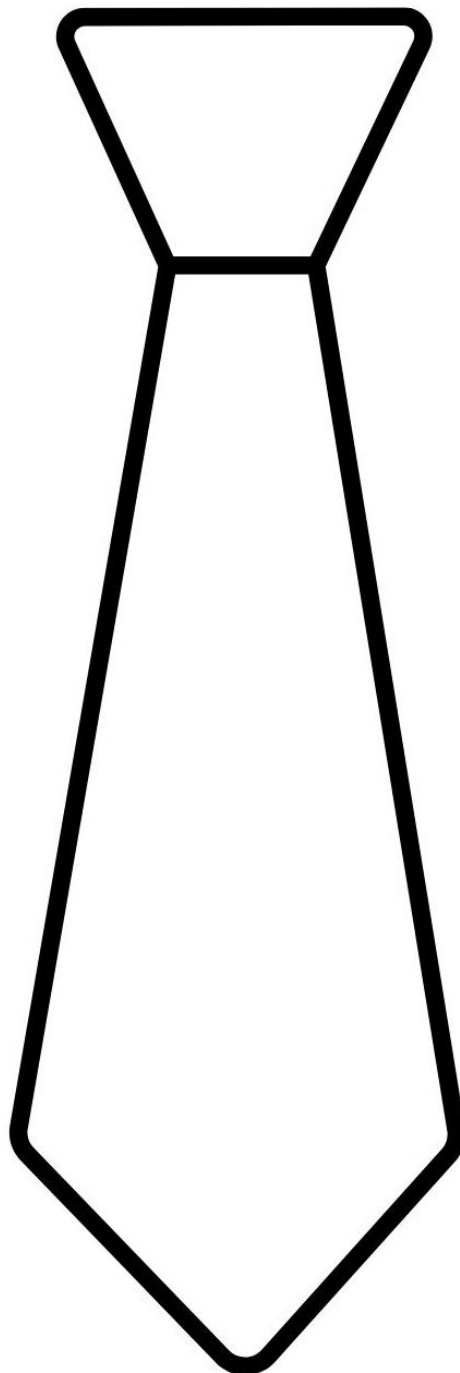




Draw and design your own tie using patterns like: Hearts ❤️ Stars ☆ Stripes —
Dots ○ Mustaches, tools or anything your dad loves!

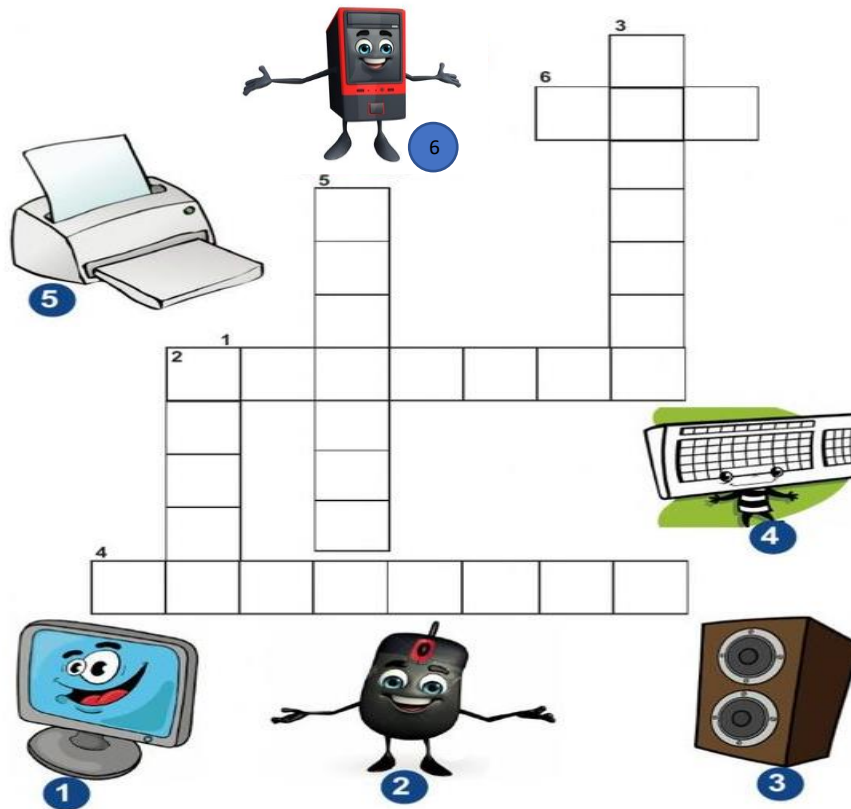
Use bright colors, stickers, or glitter to make it special.

On the back side write a short message.



COMPUTER

Q1. Look at the numbers on the pictures and write the names of the devices in the crossword puzzle.



Q2. Match the following.

		To type alphabets from A to Z
		To enter the next line
		To erase or delete the characters
		To give a space between letters or words
		To move up, down, left and right
		To type numbers from 0 to 9

Q3. Fill in the blanks by choosing the correct answers.

scans

brain

mistake

keyboard

monitor

pointing

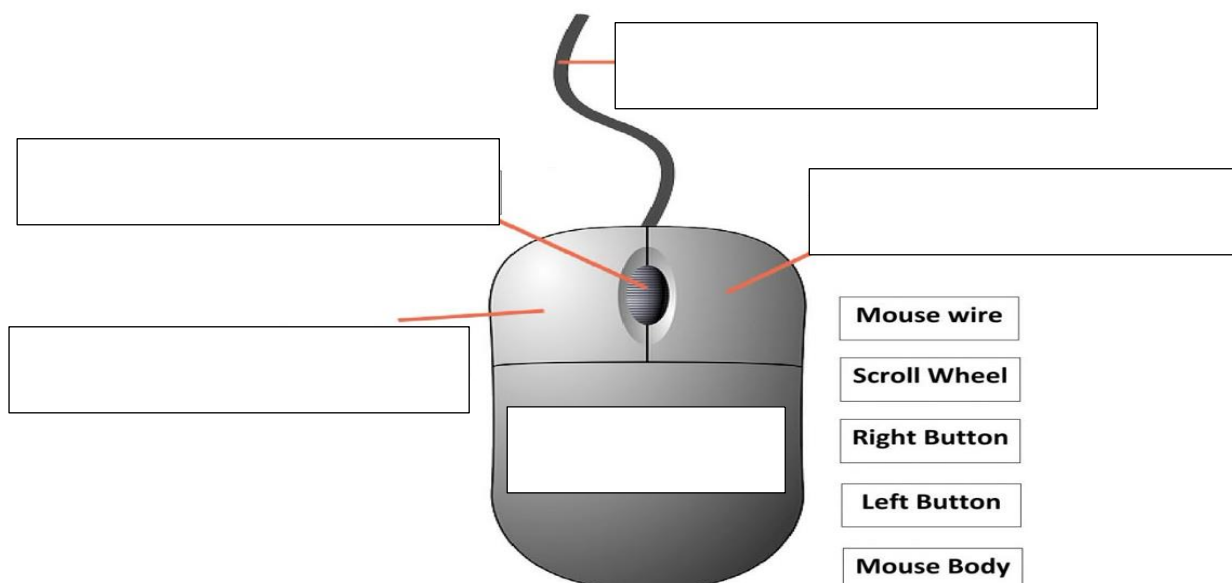
printer

speaker

computer

1. A is an electronic device.
2. A computer never makes any
3. looks like a television screen.
4. CPU is known as the of computer.
5. Looks like a typewriter.
6. Mouse is a device.
7. Helps us to take work on the paper.
8. Scanner the documents and work into the computer.
9. is used to listen to sound.

Q4. Label the parts of a computer mouse.



मेरा विद्यालय



- अपने विद्यालय का नाम दी गई पंक्तियों में सुंदर-सुंदर लिखिए ।

जैन भारती मृगावती विद्यालय

- नमोकर महामंत्र का शुद्ध उच्चारण करें और दी गई पंक्तियों में सुंदर-सुंदर लिखें ।

नमो अरिहंताणं

नमो सिद्धाणं

नमो आयरियाणं

नमो उवज्झायाणं

नमो लोए सव्व साहूणं

एसो पंच णमोक्कारो

सर्व पावप्पणासणो ।

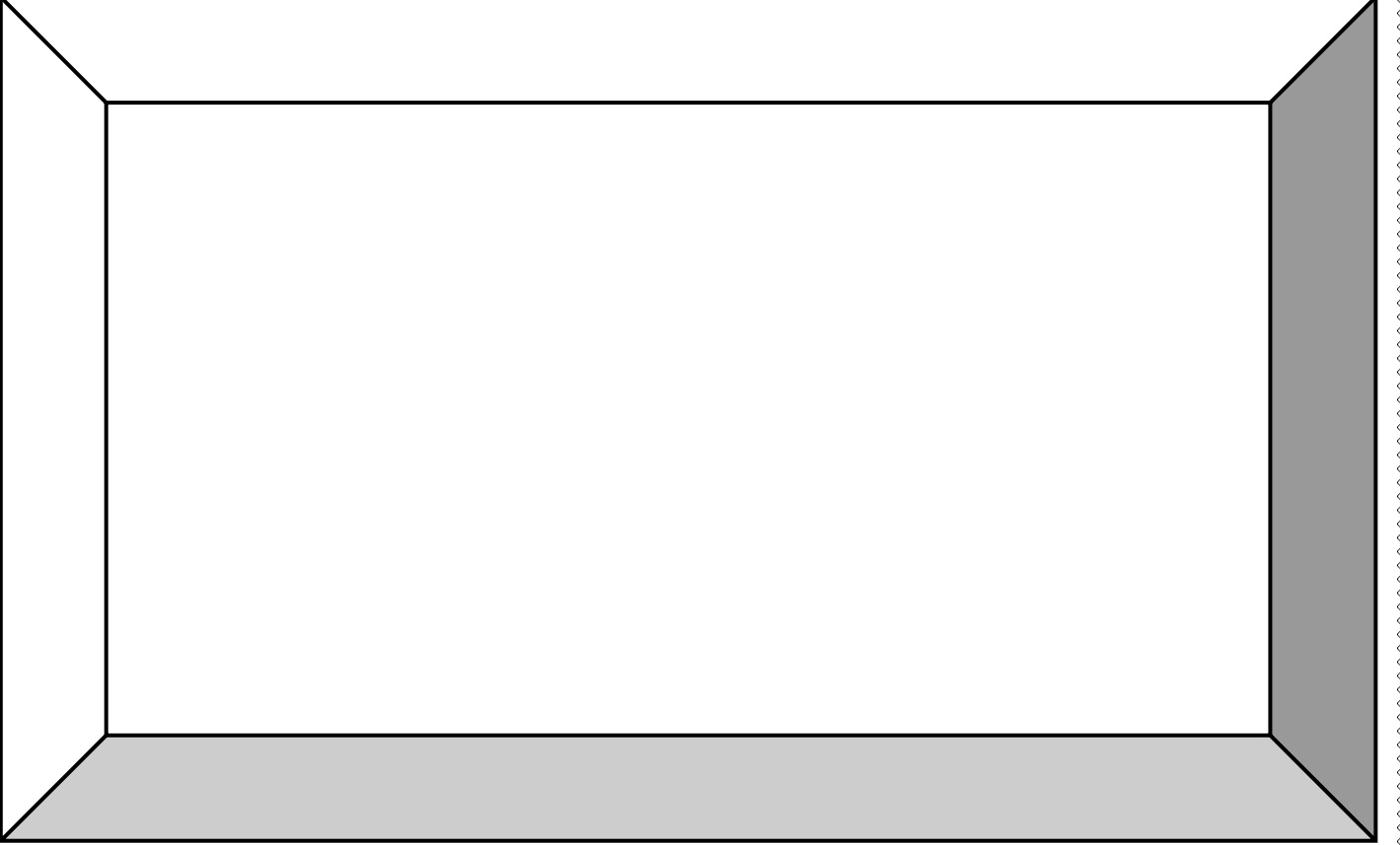
मंगलाणं च सव्वेसिं

पढमं हवइ मंगलं ॥

[illegible]

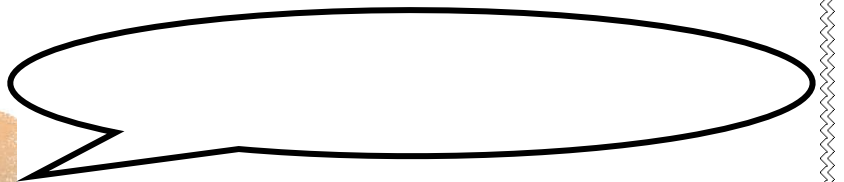
हिन्दी

प्रश्न 1. सलाद में प्रयोग होने वाली सब्जियों की सूची तैयार करें और चित्र द्वारा उन्हें दर्शाए -



प्रश्न 2. बच्चों क्या आप जानते हैं कि हमारी पहली पाठशाला हमारा परिवार है और परिवार के सभी सदस्य इसमें अहम भूमिका निभाते हैं। आपने अपने परिवार के सदस्यों से क्या-क्या सीखा? नीचे दिए गए रिक्त स्थान में लिखिए-

माता जी से -



प्रश्न 4. दिए गए चित्र को देखकर 7- 8 वाक्य लिखिए -

खेल , मज़ा , गेंद , पार्क , दो , पेड़ , लाल टोपी , लड़का , खुश



प्रश्न 5. नीचे दिए गद्यांश को पढ़कर पूछे गए प्रश्नों के उत्तर दीजिए-

राजू और मोहन बहुत अच्छे दोस्त थे। एक दिन वे जंगल में घूम रहे थे। अचानक एक भालू आ गया। मोहन तुरंत पेड़ पर चढ़ गया, लेकिन राजू को चढ़ना नहीं आता था। उसने ज़मीन पर लेटकर सांस रोक ली। भालू ने उसे सूंघा और चला गया। मोहन ने पूछा, "भालू ने क्या कहा?" राजू ने हंसकर कहा, "सच्चे दोस्त मुसीबत में साथ नहीं छोड़ते!"



प्रश्न 1. राजू और मोहन कहाँ घूम रहे थे ?


प्रश्न 2. भालू के आने पर मोहन ने क्या किया ?

प्रश्न 3. राजू ने भालू से बचाव कैसे किया ?

प्रश्न 4. इस कहानी से क्या सीख मिलती है ?

खोज बीन

प्रश्न 6. नीचे हर अक्षर के लिए एक संख्या और मात्राओं के लिए संकेत चिन्ह दिए गए हैं। इनकी सहायता से दी गई पहेली हल करते हुए शब्द बनाइए -



(क)

6



28

\

(ख)

32

28

29

_

27

(ग)

1

;

27

16

_

(घ)

3

25

28

_

प्रश्न 7. चित्र देखकर कहानी पूरी कीजिए -

एक दिन एक   के किनारे टहल रहा

था । उसने एक  को  में तैरते

देखा। उसने सोचा कि मैं भी तैरूँगा। उसे  के नीचे एक

 दिखाई दी।  

को उठा लाया। उसने  को उलटा करके  में

डाला और उछल कर उसमें बैठ गया।  और 

..... दोनों साथ-साथ तैरने लगे।

प्रश्न 8. वाक्यों में छिपे फलों व रंगों के नाम ढूँढ़ कर लिखिए -

1. राम घर पर अकेला है ।

2. यह राधा की किताब है ।

3. मेरी नानी लाजपत नगर में रहती हैं ।

4. रमन खाली चीनी मत खा ।

5. बुआ मकान में नहीं है ।

6. संत राम मंदिर में रहते हैं ।

7. मीना रंगीन कपड़े पहनती है ।