



**HOLIDAY**

**HOMEWORK**

**CLASS 3**

**2025 - 2026**





**ART**

**INTEGRATED**

**ACTIVITY**

**TOPIC**

**WATER: A DROP**

**OF LIFE**





### **GUIDELINES:**

1. Use separate sheets for each subject (e.g., English, Hindi, Mathematics and Environmental Studies).
2. Each sheet should focus on how that subject relates to the importance and necessity of water.
3. Draw a neat border on every sheet, based on water theme to maintain presentation quality.
4. Clearly write the subject name at the top of each page.
5. Use headings, subheadings, bullet points, diagrams, and illustrations where applicable.
6. Ensure all content is neatly written and well-organized.

Creativity and clarity will be appreciated!

### **Cover Page Instruction:**

Design a creative cover page with the topic – **‘Water: A Drop of Life’**, in the center. Draw neat border around it. You may paste pictures related to the theme.

### Sheet 1: Cover page

### Sheet 2 and 3: English

Create a Word Chain using words related to the theme of water. Begin with a water-themed word like “drops”. Think creatively and explore a variety of water-related ideas—its forms, uses, effects, and importance. Your word chain should include at least 20 words. You may also present your chain in a visually appealing format using drawings, symbols, or arrows to show the flow of words. Use your imagination to build an engaging and meaningful chain of words that reflects the beauty and power of water.

### Sheet 4 and 5: Mathematics

Take a sheet of paper and cut raindrops. Write random four-digit numbers on each one (e.g., 8756, 1100, 3489, 2763). Once the raindrops are ready, complete the following tasks:

**Activity- 1.** Arrange the numbers written on the raindrops in both ascending and descending order.

**Activity -2.** Choose those numbers with which you can create number patterns.



### Sheet 6: Environmental Studies

Create a poster on any one topic:

1. Save water
2. Water cycle
3. Water pollution

### Sheet 7: Hindi

जल ही जीवन है पर एक सुंदर कविता लिखिये तथा चित्र बनाकर रंग भरिए ।

Note the following:

- On the last sheet, mention your name, class, section and roll number.
- Punch these sheets and tie them with a ribbon neatly.

# **ENGLISH**

**1) To enhance your writing skills, do one page of the cursive writing book daily.**

**2) Read any story from your favourite story books. After reading, decide which character you liked the most. Make a mask of the same.**

**3) Learn any three words everyday with their meanings from the dictionary to improve your vocabulary.**





# हिंदी

1. प्रतिदिन एक पृष्ठ सुलेख माला पुस्तक में कीजिए ।
2. अपनी मनपसंद हिंदी किताब/हिंदी कहानी की किताब से प्रतिदिन एक कहानी पढ़िए ।
3. हिंदी कॉपी में करवाया गया सारा काम दोहराओ ।
4. प्रत्येक मात्रा से प्रतिदिन तीन - तीन शब्द लिखकर अभ्यास कीजिये
5. 'चींटी और हाथी की छुपन छुपाई' तथा 'दोस्त के जूते' पाठ पढ़िए तथा अपने शब्दों में कहानी याद कीजिये।

A decorative border surrounds the central text area. It features a dark green background with various mathematical symbols and numbers in different colors (white, yellow, orange, pink, blue, purple) and styles (hand-drawn, chalk-like). The symbols include numbers 0 through 9, addition (+), subtraction (-), multiplication (x), division (÷), and equals (=) signs. The central text is enclosed in a light brown rectangular frame.

# **MATHEMATICS**

1. Learn multiplication tables from 2 to 20.
2. Practise addition sums(with carry over) and subtraction sums (with borrowing) in your Mathematics practice notebook. Also, practice story sums.
3. Revise all the work done till now.



The page is framed by a decorative border of various tropical leaves, including Monstera and ferns, in shades of green and yellow. The main content is enclosed in a white rectangular box with an orange border.

# **ENVIRONMENTAL**

# **STUDIES**

- 1. Read Lesson 6- ' Houses' and learn it's Q/A.**
- 2. Make any 3 charts on the following topics.**
  - a. Animal shelters**
  - b. Solar system**
  - c. Phases of the a Moon.**
  - d. Water cycle**
  - e. Means of transport**
  - f. Two Festivals**

# COMPUTER

Design a creative Poster (A4 size) that comply with the  
“ COMPUTER LAB RULES”.

## Samples



### NOTE:

*Write the Name, Class with section in the back side of the flash cards.*

---





# ART HOLIDAY HOMEWORK



## 1. Get Creative with Drawing and Colouring



Try your hand at drawing and colouring fruits 🍎, vegetables 🌻, and floral designs 🌼 on A4 size sheets or drawing sheets.

## 2. My Favourite Season

Draw and colour your favourite season ☀️ ❄️ ☁️ on A3-size sheet. Cover it with a plastic sheet or get it laminated for protection.





# Work Education



## 1) Paper Glass Robot (3D)

Take whichever glass you like, then use waste buttons to paste the robot's features on it. The robot's hands and legs are made in the second step using either molded wire or paper that has been folded. Alternatively you can use any waste materials you have around your house to create a 3D model however you like.

## 2) Ice cream Sticks vehicle( 3D model)

The process involves first taking some high quality ice cream sticks, then sketching out a car of your choice on a sheet of paper, and last figuring out how to make it fit my vehicle. Essentially it's similar to a puzzle, except you use fevicol to attach the ice cream sticks and decorate them to resemble your automobile, ambulance, airplane, train, bus etc.



### \*Some reference pictures







➤ **LEARN THE SONG TAUGHT IN THE CLASS**

**1. LIKE A SUN FLOWER**

**Like a sunflower that follows  
Every moment of the sun,  
So I turn towards You, to  
follow You my God.**



**In simplicity, charity I follow  
(2x)**

**In simplicity, honesty I follow  
(2x)**

**In simplicity, fidelity I follow  
(2x)**

**2. BLESS THE LORD**

**CH : Bless the Lord oh my soul  
Oh my soul  
Worship His Holy name  
Sing like never before  
Oh my soul  
I'll worship Your Holy name**




**1-) The sun comes up  
It's a new day dawning  
It's time to sing Your song  
again  
Whatever may pass  
And whatever lies before  
me  
Let me be singing  
When the evening comes**

**➤ LEARN THE SCHOOL PRAYER  
GIVEN IN THE SCHOOL  
DIARY.**

**3. LORD'S PRAYER (PAGE  
NO.37)**

**4. PEACE PRAYER (PAGE  
NO.36)**

**➤ PASTE PICTURES OF  
TRADITIONAL INSTRUMENTS  
OF SIKKIM ALONG WITH  
THEIR NAMES AND WRITE  
FIVE LINES ON IT IN YOUR  
MUSIC NOTEBOOK.**





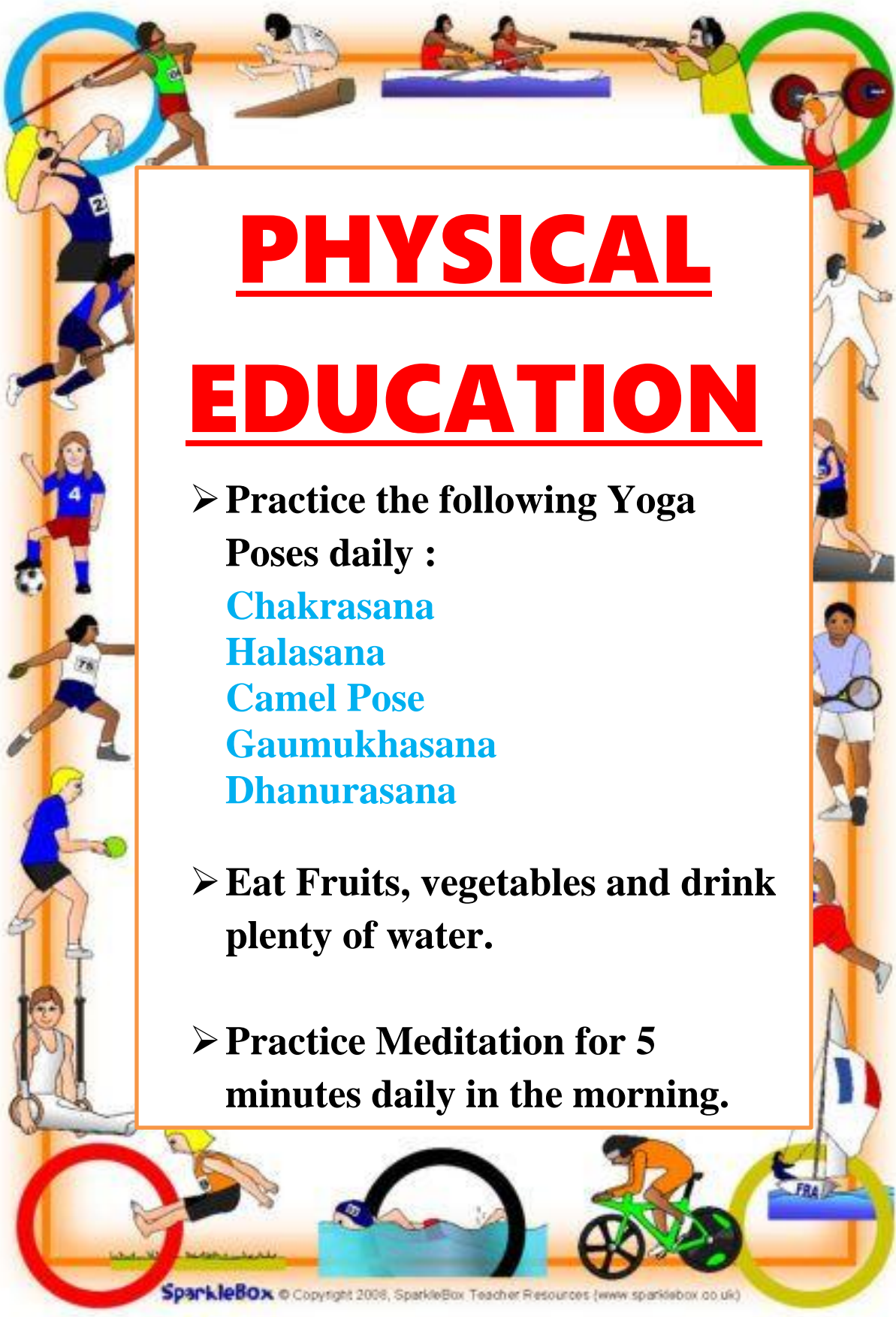


# DANCE

**1. Practise the Kathak steps taught in the dance periods.**

**2. Practise Tatkar (Footwork)**

**3. Learn dance on your favourite song.**



# **PHYSICAL**

# **EDUCATION**

➤ Practice the following Yoga  
Poses daily :

**Chakrasana**

**Halasana**

**Camel Pose**

**Gaumukhasana**

**Dhanurasana**

➤ Eat Fruits, vegetables and drink  
plenty of water.

➤ Practice Meditation for 5  
minutes daily in the morning.



