

ST.ANTHONY’S SR.SEC.SCHOOL, HAUZ KHAS

SUMMER HOLIDAY HOMEWORK (2025-2026)

CLASS VIII

ENGLISH

INSTRUCTIONS:

- 1) Do the given holiday homework as per the instructions given.**
- 2) Last Date of Submission : 3rd July,2025**
- 3) Revise all the chapters covered in the class.**

I. Memories In A Scrapbook

Create a comic strip that portrays the story, ‘Children At Work’ through a scrapbook.

II. Poem Composition

Create an acrostic poem using a word or phrase, with each line starting with a capital letter and incorporating punctuation for emphasis.

III. Tell A Story

Choose a personal experience or a fictional story. Prepare to tell the story 2-3minutes by incorporating a variety of verb tenses.

IV. Vocabulary Enhancement

Enhance your vocabulary by reading newspaper daily by making a concept map in your English notebook.

सेंट एंथनी सीनियर सेकेंडरी स्कूल

ग्रीष्मकालीन अवकाश कार्य

2025-2026

कक्षा -आठवीं

विषय -हिंदी

1. परियोजना कार्य - पोस्टर मेकिंग

शीर्षक- अंधेरे के बाद उजाला

आशा और सकारात्मक सोच को चित्रों के माध्यम से व्यक्त करते हुए A-3 साइज सीट पर एक पोस्टर बनाए, जिसमें दिखाए कि कठिन समय के बाद उजाला आता है।

2. साहित्य में पढ़ाए गए सभी पाठों को पुनः पढ़िए एवं उनके प्रश्न अभ्यास को लिख लिख कर याद कीजिए।

3. व्याकरण में पढ़ाए गए सभी पाठों को पुनः पढ़िए एवं उनके अभ्यास कार्य को पूरा कीजिए।

4. दिए गए शब्द -भंडार को उनकी शब्द संख्या के अनुसार अपनी व्याकरण की कॉपी में लिखिए व याद कीजिए।

पर्यायवाची शब्द 16-30 (कोयल से पुत्र तक)

विलोम शब्द 19-37(उच्चतम से आधुनिक तक)

श्रुतिसमभिन्नार्थक शब्द 11-20 (कर्म-क्रम से मूल्य मूल तक)

अनेक शब्दों के लिए एक शब्द 18-33 (जो भविष्य में आने वाला हो से 15 दिन में एक बार होता है)

अनेकार्थी शब्द 17-32 (आस्था से गुरु तक)

एकार्थक प्रतीत होने वाले शब्द 6-9 (अपयश -कलंक से परीक्षक निरीक्षक तक)

मुहावरे 11-19(एक और एक ग्यारह होना से कलई खुलने तक)

लोकोक्तियां 7-13 (एक तो करेला दूजा नीम चढ़ा से खोदा पहाड़ निकली चुहिया तक)

5. हिंदी भाषा को शुद्ध करने के लिए प्रतिदिन हिंदी के समाचार- पत्र पढ़िए और अपने शब्द भंडार को विस्तृत कीजिए।

ST. ANTHONY'S SR. SEC. SCHOOL, HAUZ KHAS
SUMMER HOLIDAY HOMEWORK (2025-26)
CLASS VIII
MATHEMATICS

INSTRUCTIONS:-

- 1) Do the given holiday homework on the coloured A4 size sheets. Each sheet should have a neat border and must be decorated with Delhi and Sikkim related designs.**
- 2) Make a beautiful mathematical cover page, which must have your Name, Class and Roll Number.**
- 3) Last date of submission: 3 July 2025**
- 4) Learn all the multiplication tables from 1 to 20.**
- 5) Learn to solve the Rubik's Cube.**
- 6) Revise and practice all the chapters covered in the class.**

A) SUBJECT ENRICHMENT ACTIVITIES

ACTIVITY 1 – RECREATIONAL PUZZLES


PUZZLE A

	-	4	-		1
+		-			
2	x		+	8	18
+		+		-	
	-	3	x		-20
15		2		0	

Fill in the missing numbers in the above puzzle by following the given rules.

- 1. The missing values are the whole numbers between 1 and 9.
- 2. Each number is used only once.
- 3. Each row is an arithmetic equation.
- 4. Each column is an arithmetic equation.
- 5. Remember that multiplication and division are performed before addition and subtraction.

PUZZLE B

















Follow the given rules for the above puzzle.

1. Locate the following mathematical terms in the above grid.
2. Encircle them in the grid.
3. These could be found vertically, horizontally or diagonally.
4. Time may be allotted for doing this.
5. Marks may be decided accordingly.

Words are: Circle, Octagon, Square, Parallelogram, Star, Hexagon, Quadrilateral, Triangle, Kite and Rectangle.

PUZZLE C

- 1) The grid below has symbols that contain a whole number value less than 10. Each symbol has its own value. The numbers you see at the end of each row and column are the sums of the figures' values for that row or column.

				= 15
				= 23
			–	= 16
		–		= 14
20	24	7	17	

Can you find out the value of each symbol     ?

- 2) Below, you are given two representations, where symbols have been used. Each symbol represents a numeric value. Find the value of each symbol.

$$\square + \square + \square = 15$$

$$\triangle + \triangle + \square = 13$$

$$\triangle + \square + \bigcirc = 15$$

$$\bigcirc + \bigcirc + \square =$$

$$\bigcirc + \triangle + \triangle =$$

$$\bigcirc + \triangle = 8$$

$$\bigcirc + \triangle = 4$$

$$\star + \square = 12$$

$$\star + \square = \square$$

$$\square + \square = \star$$

$$\star =$$

$$\bigcirc =$$

$$\square =$$

$$\triangle =$$

ACTIVITY 2 – NUMBER SENSE

Number sense involves giving meaning to numbers, that is, knowing about how they relate to each other and their relative magnitudes. Having a sense of number is vital for the understanding of numerical aspects of the world. Here are some questions to develop and strengthen sense of numbers.

Q1) Follow the given steps and generalise your answer in the end.

Step 1:- Choose a two-digit number.

Step 2:- Reverse the digits to get a new number.

Step 3:- Add this new number to the original number.

Step 4:- Check for the divisibility by a number.

Step 5:- Write the number by which the sum obtained in Step 3 is divisible.

Q2) Follow the given steps and generalise your answer in the end.

Step 1:- Choose a three-digit number.

Step 2:- Reverse the digits to get a new number.

Step 3:- Subtract the smaller number from the larger one.

Step 4:- Check for the divisibility by a number.

Step 5:- Write the number by which the difference obtained in Step 3 is divisible. Which other multiple of this divisor will divide the difference?

ST. ANTHONY'S SR. SEC. SCHOOL, HAUZ KHAS
SUMMER HOLIDAY HOMEWORK (2025-26)
CLASS VIII
SCIENCE

INSTRUCTIONS

1. Mini Research Booklet: Endangered Animals and Plants

What to include:

Select 3 endangered animals and 2 endangered plants found in India. For each, write: Name, Habitat, Reason for endangerment. How we can help to protect it. Paste pictures or draw them.

- 2.** Build a terrarium using a glass jar, soil, small plants, and perhaps tiny insects. Observe how the ecosystem sustains itself
- 3.** Revise all the chapters covered in the class.

ST. ANTHONY'S SR. SEC. SCHOOL, HAUZ KHAS

SUMMER HOLIDAY HOMEWORK (2025-26)

CLASS- VIII

SOCIAL SCIENCE

SOME POINTS TO BE REMEMBER:

- 1) Do the given holiday homework as per the instructions given.
- 2) Holiday homework is a part of subject enrichment and will be assessed on the basis of creativity and efforts of the students.
- 3) Reading is essential for those who seek to rise above the ordinary. Spend your quality time reading purposeful books.
- 4) Last date of submission: 3rd July, 2025
- 5) Learn States and their Capitals and Union Territories and their Capitals of India.
- 6) Revise all the chapters covered so far.

I. Create a Poster on an A4 size sheet on Understanding Secularism and paste it in Civics notebook.

II. Create a scrapbook of Natural Vegetation and Wildlife of Sikkim.

(Bold and catchy captions/titles relevant to the topic will be preferred.)

III. Create your own newspaper

Make a newspaper consisting of four pages. It should have national and international news, historical news, weather news and a few advertisements. It can be done on any paper of your choice. Give an attractive name to the newspaper.



ST. ANTHONY'S SR. SEC. SCHOOL, HAUZ KHAS
SUMMER HOLIDAY HOMEWORK(2025-26)
CLASS VIII
COMPUTER

★ *General Instruction: Students can choose any one topic* ★

Project Title: Evolution of Technology – A Digital Timeline

Objective: Students will design a timeline **infographic** showcasing major tech advancements, from the first computer to AI-powered systems.

Steps:

- Find 6–8 important technological milestones.
- Example timeline:
 - 1940s – First Computers (ENIAC)
 - 1970s – Personal Computers (Apple, IBM)
 - 1990s – Internet Revolution
 - 2000s – Smartphones & AI Assistants
 - 2010s – AI & Machine Learning Advancements
- Arrange the inventions in chronological order.
- Use icons, images, and short descriptions for each event.
- Add arrows or color-coded sections for clarity.
- Include AI advancements like chatbots, self-driving cars, and deep learning.
- Use an AI-generated image for the final slide (**Runway ML or Deep Dream Generator**).
- Format the infographic neatly, using consistent fonts and colors.
- Export as PDF or PNG for easy submission.



ST. ANTHONY'S SR. SEC. SCHOOL, HAUZ KHAS
SUMMER HOLIDAY HOMEWORK(2025-26)
CLASS VIII
COMPUTER

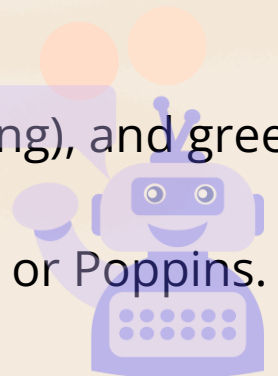
★ **General Instruction: Students can choose any one topic** ★

Project Title: Cyber Security Awareness Poster

Objective: Students will design a digital poster highlighting key cybersecurity tips to promote online safety.

Steps:

- Choose a topic. For example: "**Stay Safe Online!**", "**Protect Your Digital World!**", "**Think Before You Click!**"
- Canva (canva.com) – Free online poster maker.
- Adobe Express (adobe.com/express) – AI-powered graphics tool.
- PowerPoint or Google Slides – Easy layout options with icons.
- Use Strong Passwords – Mix letters, numbers & symbols.
- Beware of Phishing Emails – Don't click unknown links!
- Enable Two-Factor Authentication – Extra security for accounts.
- Keep Software Updated – Prevent hacking risks.
- Never Share Personal Info – Protect your identity online.
- Use Runway ML or Deep Dream Generator to generate a cool tech-themed AI image.
- OR: Add free security-related icons from Flaticon (flaticon.com).
- Use bold colors like blue (technology), red (warning), and green (safe browsing).
- Choose futuristic fonts like Orbitron, Montserrat, or Poppins.
- Save as PNG or PDF for easy submission.
- Present it digitally or print it for display.



सेंट एंथनी सीनियर सेकेंडरी स्कूल
ग्रीष्मावकाश गृह कार्य (2025-26)
कक्षा- आठवीं
विषय-संस्कृत

- "डिजिटल इंडिया की दुनिया" नामक एक कॉमिक स्ट्रिप बनाएं जिसमें डिजिटल तकनीक के आगमन से मानव जीवन में आए बदलावों को दिखाया जाए।

कार्य:

- अपने पात्रों का डिज़ाइन करें और उनकी कहानी बनाएं।
- डिजिटल तकनीक के विभिन्न पहलुओं को शामिल करें, जैसे कि ऑनलाइन शिक्षा, डिजिटल भुगतान, और सोशल मीडिया।
- अपने कॉमिक स्ट्रिप में 5 स्ट्रिप्स बनाएं।
- वाक्य संस्कृत में लिखें।
- अपने कॉमिक स्ट्रिप में रंग और शैली का उपयोग करें।
- अपने काम को आकर्षक और रचनात्मक बनाएं।

आवश्यकताएं:

- A4 साइज का पेपर
- रंगीन पेंसिल या मार्कर
- रचनात्मकता और कल्पना

मूल्यांकन:

- कॉमिक स्ट्रिप की रचनात्मकता और आकर्षण
- डिजिटल तकनीक के पहलुओं का सही प्रदर्शन
- संस्कृत वाक्यों की शुद्धता
- रंग और शैली का उपयोग